

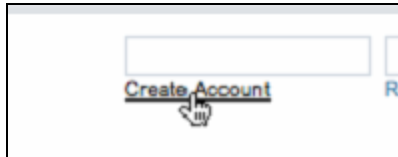
Please read the instructions below to enroll and access www.turnitin.com :

Enrolling in a Class

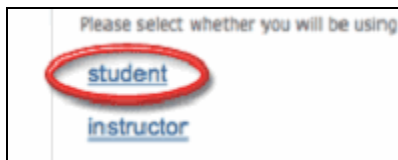
Students must enroll in a class before they can begin using Turnitin. In order to enroll in a class the student must have the class id and enrollment password which can only be distributed by the class instructor.

Go to www.turnitin.com , look at the upper right corner of the website.

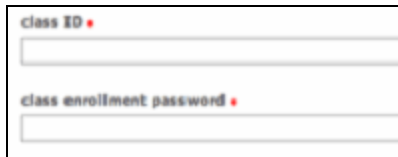
- Click the "Create Account" link to the left of the Sign in button on the Turnitin homepage



- Click on the student link from the Create a New Turnitin Account screen




- Enter your class id and enrollment password in the appropriate fields

A screenshot of the enrollment form. It has two input fields. The first is labeled 'class ID' with a red asterisk. The second is labeled 'class enrollment password' with a red asterisk.

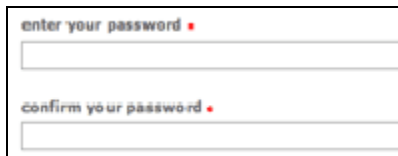
Class ID: 4249292

Password: skola


- Enter your first name, your last name, and the e-mail address you would like associated with your Turnitin account (this will be your user name)

A screenshot of the form showing three input fields. The first is labeled 'your first name' with a red asterisk. The second is labeled 'your last name' with a red asterisk. The third is labeled 'email address' with a red asterisk.

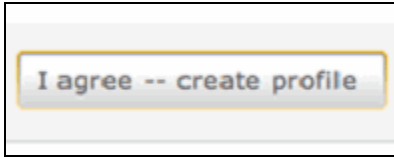
- Enter (and re-enter) the password you would like to use as your Turnitin login password

A screenshot of the form showing two input fields. The first is labeled 'enter your password' with a red asterisk. The second is labeled 'confirm your password' with a red asterisk.

- Select a secret question using the secret question pull down menu, enter an answer

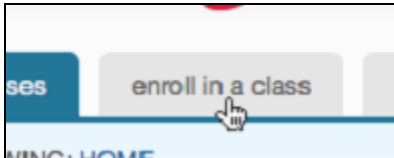
A screenshot of the form showing a dropdown menu labeled 'secret question' with a red asterisk. The selected option is 'What is your favorite book?'. Below it is an input field labeled 'question answer' with a red asterisk, containing the text 'The Grapes of Wrath'.

- Review the Turnitin user agreement and click to agree and finalize user profile creation<



Students with pre-existing user profiles can use the enroll in a class tab to enroll in additional classes.

- Click on the enroll in a class tab on your student homepage



- Enter class id and enrollment password

A form with two input fields. The first field is labeled "class ID" with a red asterisk. The second field is labeled "class enrollment password" with a red asterisk. Both fields are empty.

- Click submit to enroll in the class



Additional Information

- All passwords in Turnitin are case sensitive
- Turnitin user login passwords must be between 6-12 character in length and contain both letters and numbers
- You will need to remember your secret question and answer if you forget your login password in the future. Please select the question with this in mind and answer the question with the correct response.

Trisha Fitzgerald
Assistant Principal for Magnet Curriculum
Hillsborough High School/ IB World School #0601
[\(813\) 276-5620](tel:8132765620)

<http://www.hhsib.org/>